

COMMISSIONERS MEETING AGENDA
Thursday, April 9th, 2026 – 7:00pm

1. Call to Order and Pledge of Allegiance
2. Approval of Agenda

Action Item: MOTION to approve

3. Consent Agenda

Items listed below have been distributed to the fire commissioners in advance for study and will be enacted by one motion. If separate discussion is desired on an item, that item may be removed from the consent Agenda and placed on the Regular Agenda at the request of a fire commissioner or at the request of a member of the public with concurrence of a fire commissioner. Requests to remove items should be made under Item 2 Approval of Agenda prior to approval of agenda.

Action Item: **MOTION to approve**

- 3.1 Approve Proposed Meeting Minutes
 - March 12th-Meeting Minutes
 - April 1st- Special Meeting Minutes
- 3.2 Acknowledge Correspondence
 - Thank you note from Brookside Funeral Home
 - Donation in memory of Hayden Fisher
- 3.3 Authorize to pay vouchers

March 2026			
Amount	Description	Amount	Description
\$722,508.79	GEN FUND 010	\$896,257.94	PAYROLL
\$267,703.29	EMS FUND 011	\$96,152.78	CLAIMS
\$2,198.64	EQUIPMENT FUND 041		
		\$992,410.72	

4. Public Hearings: None.
5. Public Comment items not included on agenda (Please limit comments to 3 minutes)
6. Administrative
 - 6.1 Finance
 - 6.2 District Secretary Report
 - 6.3 Deputy Chief Report
 - 6.4 Chief Report
 - 6.5 Commissioners Report
7. Unfinished Business: None.
8. New Business
 - 8.1 Resolution 26-06: Lid Levy Lift and Lid Levy Process
 Action Item: Motion to Approve
 - 8.2 Resolution 26-05: Litigation Defense

Action Item: Motion to Approve

8.3 Fire Chief Job Description

Action Item: Motion to Approve

8.4 RFP Strategic Plan and Standards of Coverage

Action Item: Motion to Approve

8.5 City of Kittitas

Action Item: Discussion

9. Good of the Order

10. Executive Session: None

11. Adjournment



KITTITAS VALLEY FIRE & RESCUE

400 E Mountain View Ave • Ellensburg, WA 98926 • (509) 933-7239 • Fax (509) 933-7245

FINANCE UPDATE – APRIL 9, 2026

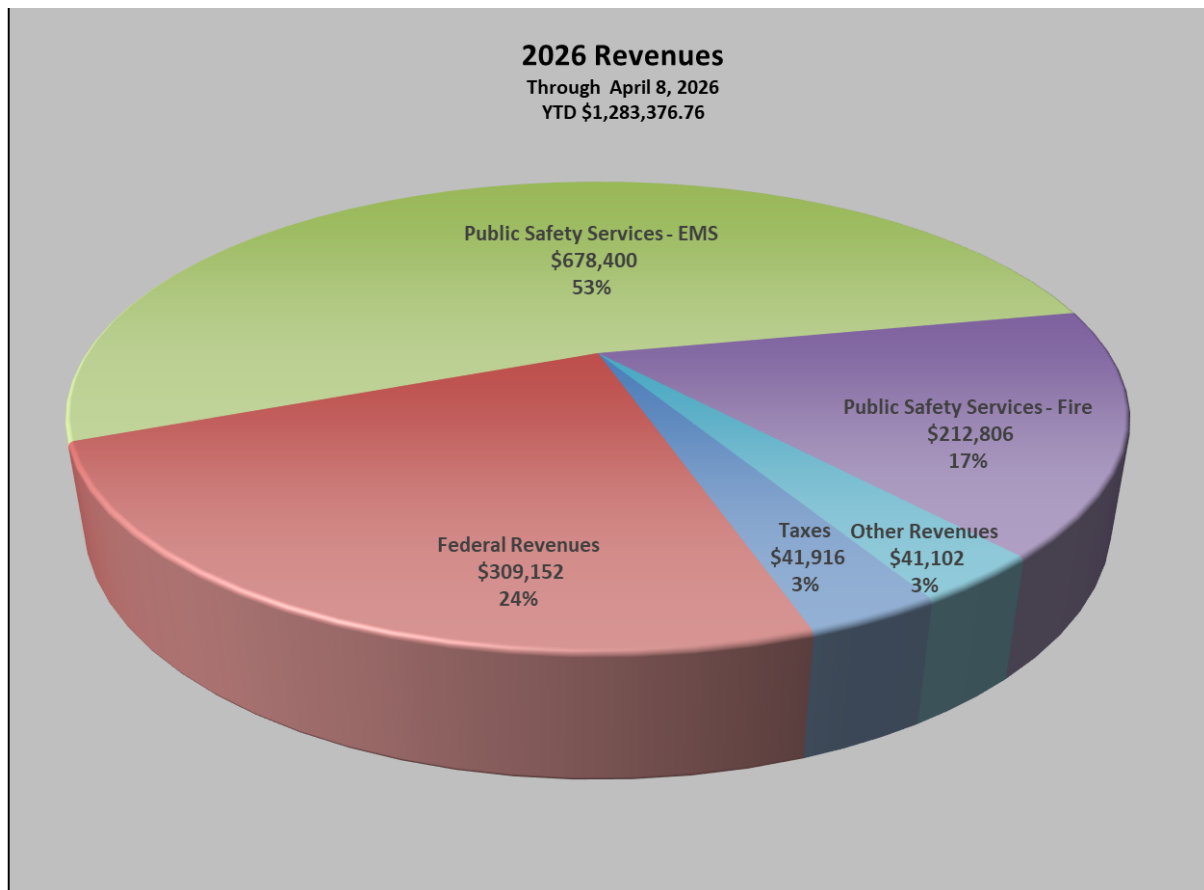
Overtime Report: The overtime report is attached.

- Overtime hours are 538 for March.

Financial Statements: Financial statements for March are attached.

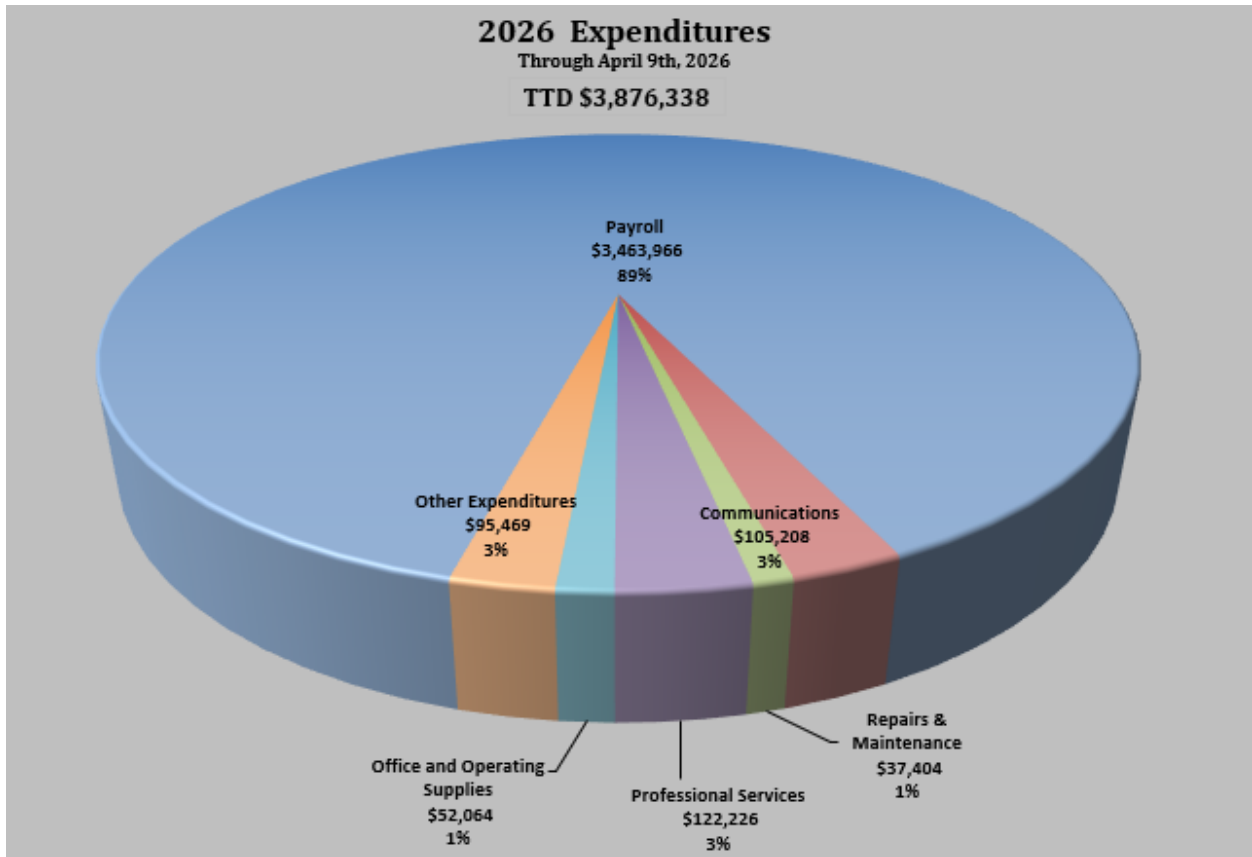
Revenues:

- Ambulance Transports were the largest revenue (excluding property tax) at \$76,580



Expenditures:

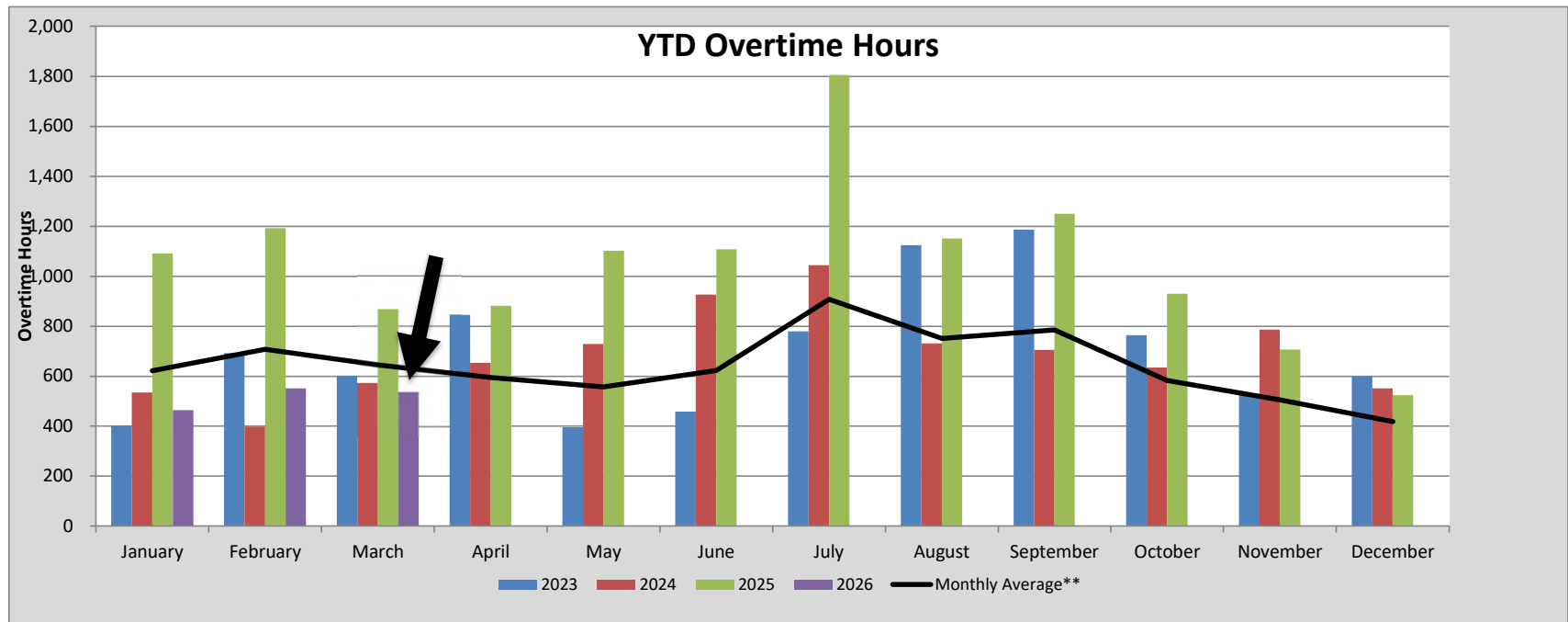
- TargetSolutions Training Software \$16,000
- November Commissioner Election \$15,000



Finance Committee Meeting: I recommend we arrange a meeting for the end of April.

2023 - 2026 OVERTIME SUMMARY

	2023		2024		2025		2026	
	OT Hours	Dollars	OT Hours	Dollars	OT Hours	Dollars	OT Hours	Dollars
January	400.00	\$ 24,027.37	534.00	\$ 33,530.36	1,092.00	\$ 73,267.28	463.00	\$ 34,781.08
February	693.00	\$ 43,311.00	398.00	\$ 25,437.79	1,193.00	\$ 84,861.04	551.00	\$ 41,821.34
March	602.00	\$ 35,651.21	574.00	\$ 36,140.99	868.00	\$ 62,139.81	538.00	\$ 40,415.85
April	846.00	\$ 52,864.89	654.00	\$ 39,463.29	882.00	\$ 63,365.66	0.00	\$ -
May	395.00	\$ 23,599.07	729.00	\$ 45,747.64	1,102.00	\$ 74,738.70	0.00	\$ -
June	458.00	\$ 28,430.92	927.00	\$ 58,155.18	1,107.50	\$ 76,770.27	0.00	\$ -
July	780.00	\$ 48,750.48	1,045.00	\$ 64,963.73	1,805.00	\$ 121,971.20	0.00	\$ -
August	1,124.00	\$ 68,359.57	732.00	\$ 45,264.87	1,151.00	\$ 86,331.91	0.00	\$ -
September	1,187.00	\$ 71,313.88	706.00	\$ 46,306.95	1,250.50	\$ 97,931.87	0.00	\$ -
October	765.00	\$ 47,240.08	635.00	\$ 40,110.45	930.00	\$ 64,436.57	0.00	\$ -
November	524.00	\$ 31,842.74	787.00	\$ 49,395.62	707.00	\$ 47,351.50	0.00	\$ -
December	600.00	\$ 37,454.40	551.00	\$ 37,199.47	524.00	\$ 37,160.01	0.00	\$ -
Totals >>	8,374.00	\$ 512,845.61	8,272.00	\$521,716.34	12,612.00	\$ 890,325.82	1,552.00	\$ 117,018.27
Monthly Average	697.83	\$42,737.13	689.33	\$43,476.36	1,051.00	\$74,193.82	129.33	\$9,751.52



CHECK REGISTER

KITTITAS COUNTY FIRE DISTRICT 2

Time: 09:54:28 Date: 04/08/2026

03/01/2026 To: 03/31/2026

Page: 1

Trans	Date	Type	Acct #	Chk #	Claimant	Amount	Memo
659	03/01/2026	Payroll	80	EFT		7,258.95	
660	03/01/2026	Payroll	80	EFT		6,052.69	
661	03/01/2026	Payroll	80	EFT		8,885.79	
662	03/01/2026	Payroll	80	EFT		6,570.18	
663	03/01/2026	Payroll	80	EFT		6,554.67	
664	03/01/2026	Payroll	80	EFT		61,125.81	
665	03/01/2026	Payroll	80	EFT		5,073.76	
666	03/01/2026	Payroll	80	EFT		8,190.08	
669	03/01/2026	Payroll	80	EFT		7,017.72	
670	03/01/2026	Payroll	80	EFT		6,318.29	
671	03/01/2026	Payroll	80	EFT		7,952.82	
672	03/01/2026	Payroll	80	EFT		5,832.70	
673	03/01/2026	Payroll	80	EFT		7,959.30	
674	03/01/2026	Payroll	80	EFT		6,094.81	
675	03/01/2026	Payroll	80	EFT		5,283.86	
676	03/01/2026	Payroll	80	EFT		7,888.97	
677	03/01/2026	Payroll	80	EFT		4,444.34	
678	03/01/2026	Payroll	80	EFT		7,040.39	
679	03/01/2026	Payroll	80	EFT		6,156.63	
680	03/01/2026	Payroll	80	EFT		14,945.06	
681	03/01/2026	Payroll	80	EFT		6,621.70	
682	03/01/2026	Payroll	80	EFT		7,042.39	
683	03/01/2026	Payroll	80	EFT		5,209.96	
684	03/01/2026	Payroll	80	EFT		6,188.38	
685	03/01/2026	Payroll	80	EFT		4,786.19	
686	03/01/2026	Payroll	80	EFT		7,153.53	
687	03/01/2026	Payroll	80	EFT		6,830.40	
688	03/01/2026	Payroll	80	EFT		11,142.65	
689	03/01/2026	Payroll	80	EFT		9,248.46	
690	03/01/2026	Payroll	80	EFT		8,308.76	
691	03/01/2026	Payroll	80	EFT		4,955.05	
693	03/01/2026	Payroll	80	EFT		13,931.68	
694	03/01/2026	Payroll	80	EFT		5,356.72	
695	03/01/2026	Payroll	80	EFT		8,629.11	
697	03/01/2026	Payroll	80	EFT		5,552.58	
698	03/01/2026	Payroll	80	EFT		5,350.31	
699	03/01/2026	Payroll	80	EFT		7,762.36	
700	03/01/2026	Payroll	80	EFT		7,587.02	
701	03/01/2026	Payroll	80	EFT		6,042.70	
702	03/01/2026	Payroll	80	EFT	US BANK OF WASHINGTON - ELECT TRANSFE	85,726.91	941 Deposit for Pay Cycle(s) 03/01/2026 - 03/01/2026
703	03/01/2026	Payroll	80	EFT		4,670.95	
704	03/01/2026	Payroll	80	EFT		6,248.49	
705	03/01/2026	Payroll	80	EFT		10,578.25	
706	03/01/2026	Payroll	80	EFT		10,643.28	
707	03/01/2026	Payroll	80	EFT		7,404.68	
708	03/01/2026	Payroll	80	EFT		8,514.68	
709	03/01/2026	Payroll	80	EFT		9,307.76	
710	03/01/2026	Payroll	80	EFT		12,177.46	
711	03/01/2026	Payroll	80	EFT		7,258.82	
712	03/01/2026	Payroll	80	EFT		7,663.76	
713	03/01/2026	Payroll	80	EFT		6,794.01	
714	03/01/2026	Payroll	80	EFT		6,779.71	
715	03/01/2026	Payroll	80	EFT		5,587.56	
716	03/01/2026	Payroll	80	EFT	US BANK OF WASHINGTON - ELECT TRANSFE	19,637.86	941 Deposit for Pay Cycle(s) 03/01/2026 - 03/01/2026

CHECK REGISTER

KITTITAS COUNTY FIRE DISTRICT 2

Time: 09:54:28 Date: 04/08/2026

03/01/2026 To: 03/31/2026

Page: 2

Trans	Date	Type	Acct #	Chk #	Claimant	Amount	Memo
737	03/03/2026	Payroll	80	EFT	AFLAC	1,496.82	Pay Cycle(s) 03/01/2026 To 03/01/2026 - AFLAC-Pretax; Pay Cycle(s) 03/01/2026 To 03/01/2026 - AFLAC-Posttax; Pay Cycle(s) 03/01/2026 To 03/01/2026 - AFLAC-Pretax; Pay Cycle(s) 03/01/2026 To 03/01/2026
738	03/03/2026	Payroll	80	EFT	DEPT OF RETIREMENT SYSTEMS	31,101.47	Pay Cycle(s) 03/01/2026 To 03/01/2026 - DC-DRS; Pay Cycle(s) 03/01/2026 To 03/01/2026 - Roth Deferred Comp; Pay Cycle(s) 03/01/2026 To 03/01/2026 - DC-DRS; Pay Cycle(s) 03/01/2026 To 03/01/2026 - Roth
739	03/03/2026	Payroll	80	EFT	MISSIONSQUARE- PAYROLL BENEFITS	5,300.00	Pay Cycle(s) 03/01/2026 To 03/01/2026 - DC-EMPOWER; Pay Cycle(s) 03/01/2026 To 03/01/2026 - DC-EMPOWER
740	03/03/2026	Payroll	80	EFT	IAFF	6,790.98	Pay Cycle(s) 03/01/2026 To 03/01/2026 - IAFF; Pay Cycle(s) 03/01/2026 To 03/01/2026 - IAFF
741	03/03/2026	Payroll	80	EFT	LEOFF RETIREMENT SYSTEM	70,076.50	Pay Cycle(s) 03/01/2026 To 03/01/2026 - LEOFF2; Pay Cycle(s) 03/01/2026 To 03/01/2026 - LEOFF2
742	03/03/2026	Payroll	80	EFT	PUBLIC EMPLOYEES RETIREMENT	6,164.92	Pay Cycle(s) 03/01/2026 To 03/01/2026 - PERS3; Pay Cycle(s) 03/01/2026 To 03/01/2026 - PERS2; Pay Cycle(s) 03/01/2026 To 03/01/2026 - PERS3
794	03/19/2026	Claims	80	EFT	SYDNEY MCBRIDE	96.82	MEAL & HOTEL FEE REIMBRUSEMENT SPRINGBROOK TRAINING
795	03/19/2026	Claims	80	EFT	CHRISTOPHER JOHN MOEN	761.80	ESO Training Flight - Moen
796	03/19/2026	Claims	80	EFT	WILLIAM SKOLD	75.00	SKOLD CWU PARAMEDIC SCHOOL APPLICATION REIMBURSEMENT
797	03/19/2026	Claims	80	EFT	WASH DEPT REVENUE USE TAX	123.75	February Use Tax
667	03/01/2026	Payroll	80		1427	46.30	
668	03/01/2026	Payroll	80		1428	146.30	
692	03/01/2026	Payroll	80		1429	146.30	
696	03/01/2026	Payroll	80		1430	291.70	
618	03/03/2026	Claims	80	1431	ARNOLDS RANCH & HOME	120.08	STATION 26 SUPPLIES - RODENT EXTRACTION SUPPLIES; ST26 RODENT EXTRACTION SUPPLIES
619	03/03/2026	Claims	80	1432	AT&T MOBILITY	2,107.79	February Cell Phones
620	03/03/2026	Claims	80	1433	CANON FINANCIAL SERVICES INC	717.98	ST29 Copier Lease & Overages; ST29 Copier Lease & Overages
621	03/03/2026	Claims	80	1434	CARDINAL HEALTH	190.22	Patient Medications
622	03/03/2026	Claims	80	1435	CITY OF ELLENSBURG	6,734.86	ST 29 Utilities; Internet Service; ST 21 Utilities
623	03/03/2026	Claims	80	1436	CITY OF KITTITAS	1,061.45	Q4 2025 Kittitas Utilities
624	03/03/2026	Claims	80	1437	COMPREHENSIVE HEALTHCARE	138.75	EAP Services
625	03/03/2026	Claims	80	1438	DAILY RECORD	177.20	2026 Newspaper Subscription
626	03/03/2026	Claims	80	1439	ELLENSBURG POWER SPORTS	26.08	B-293 Trash Pump
627	03/03/2026	Claims	80	1440	ELLENSBURG TIRE CENTER	355.28	Tire Chains (2) New Medic Units
628	03/03/2026	Claims	80	1441	EXIT 115 MINI MART	98.80	B231 Fuel
629	03/03/2026	Claims	80	1442	GALLS INC.	129.91	Captain Bars - Pair (4); Lieutenant Collar Insignia (4); Brass Nameplate (2)

CHECK REGISTER

KITTITAS COUNTY FIRE DISTRICT 2

Time: 09:54:28 Date: 04/08/2026

03/01/2026 To: 03/31/2026

Page: 3

Trans	Date	Type	Acct #	Chk #	Claimant	Amount	Memo
630	03/03/2026	Claims	80	1443	GRAINGER	37.02	ST 29 HRU V-Belts
631	03/03/2026	Claims	80	1444	HEINRICH AUTO PARTS	772.95	M-212 Oil Filter; B-231 Fuel Filter; B-231 Oil Filter; ST232 Couplings; M-213 Oil Filter (2) and Oil (7); E-291 4 Dome Lamp (5); E-221 4 Dome Lamp (5); E-291 Switch; E-221 Fuel Filters; B-221 Flasher;
632	03/03/2026	Claims	80	1445	IBS, INC.	366.52	Shop Supplies
633	03/03/2026	Claims	80	1446	KELLER SUPPLY COMPANY	466.11	ST29 Screen & Gasket for Main Water Line Repair; ST232 Water Heater Repair Supplies; ST29 South Residence Bathroom Repair
634	03/03/2026	Claims	80	1447	KITTITAS CO EMS & TRAUMA CARE	8,985.00	Annual EMS User Fees/Ongoing Training Costs and Membership Fees; EMS Instructor Cards - Haberman, Johnson, DeHerrera
635	03/03/2026	Claims	80	1448	KITTITAS CO PUD #1	302.53	Cove and Reecer Station Utilities
636	03/03/2026	Claims	80	1449	KNUDSON LUMBER	81.91	Regulator for Weed Burner; ST28 Repairs; ST28 Repair
637	03/03/2026	Claims	80	1450	LIFE ASSIST	3,608.45	Patient Supplies; Patient Supplies; Patient Supplies; Patient Supplies
638	03/03/2026	Claims	80	1451	LIGHTCURVE	814.24	Office Phones
639	03/03/2026	Claims	80	1452	MIDSTATE CO-OP	132.12	E291 & E211 Parts
640	03/03/2026	Claims	80	1453	OXARC	199.83	ST29 Oxygen; Service Charge; Service Charge
641	03/03/2026	Claims	80	1454	PAPE MACHINERY INC	465.53	ST29 Chainsaw Parts
642	03/03/2026	Claims	80	1455	PNW DETAIL SOLUTIONS LLC	173.76	Shop Supplies
643	03/03/2026	Claims	80	1456	PROSITE PEST CONTROL	532.13	ST29 EcoCare Advantage; ST21 EcoCare Advantage
644	03/03/2026	Claims	80	1457	PUGET SOUND ENERGY	348.30	Barnes Rd Station Utilities; Cove Rd Station Utilities
645	03/03/2026	Claims	80	1458	REBECCA DEAN PLLC	1,122.75	HR Investigation Services
646	03/03/2026	Claims	80	1459	CHANCE RICHARDSON	800.00	EMT Class 2024 Reimbursement
647	03/03/2026	Claims	80	1460	CHRISTOPHER SCHMELZER	6,240.00	January MPD Services; February MPD Services
648	03/03/2026	Claims	80	1461	SEAWESTERN	91.01	Suspenders
649	03/03/2026	Claims	80	1462	SNURE LAW OFFICE, PSC	864.00	Legal Services
650	03/03/2026	Claims	80	1463	SOLSTICE HEATING & AIR, INC.	955.68	ST21 Thermostat Troubleshooting & Repair
651	03/03/2026	Claims	80	1464	SUMMIT LAW GROUP, PLLC	8,205.99	January Legal Services; HR Legal Services
652	03/03/2026	Claims	80	1465	SYSTEMS DESIGN WEST, LLC	6,669.12	EMS Billing for January
653	03/03/2026	Claims	80	1466	TACOMA DODGE CHRYSLER JEEP	1,083.92	M-212 Pad Kit; M-211 Fuel Filter; M-292 Pad Kit; M-291 Relay; M-291 Intake Heater Parts; M-293 Fuel & Oil Filters; M-213 Dome Lamp
654	03/03/2026	Claims	80	1467	THE UPS STORE 2112	176.90	Shipping - Task Force Tips; Shipping - M-293 Parts
655	03/03/2026	Claims	80	1468	UNIVERSITY AUTO CENTER	53.84	INCORRECT INVOICE CHARGE. CREDIT NOW ON ACCOUNT.; M-293 Antifreeze/Coolant; M-213 Oil/Fuel Filter
656	03/03/2026	Claims	80	1469	US LINEN & UNIFORM	38.01	ST21 Floor Mats
657	03/03/2026	Claims	80	1470	WASHINGTON STATE PATROL	228.69	Plans Review - Quigley Hall Renovation
658	03/03/2026	Claims	80	1471	YAKIMA AIR COMPRESSOR & EQUIPMENT, INC.	23.89	ST21 Intake Check Valve

CHECK REGISTER

KITTITAS COUNTY FIRE DISTRICT 2

Time: 09:54:28 Date: 04/08/2026

03/01/2026 To: 03/31/2026

Page: 4

Trans	Date	Type	Acct #	Chk #	Claimant	Amount	Memo
743	03/03/2026	Payroll	80	1472	DEPT OF LABOR & INDUSTRIES (PAYROLL)	90,903.44	1ST Quarter L&I: 01/01/2026 - 03/31/2026; 1ST Quarter L&I: 01/01/2026 - 03/31/2026
744	03/03/2026	Payroll	80	1473	EMPLOYMENT SECURITY DEPT - PFMLA	8,332.99	Pay Cycle(s) 03/01/2026 To 03/01/2026 - PFMLA; Pay Cycle(s) 03/01/2026 To 03/01/2026 - PFMLA; Pay Cycle(s) 01/28/2026 To 01/28/2026 - PFMLA
745	03/03/2026	Payroll	80	1474	EMPLOYMENT SECURITY DEPT - WA CARES FUND	2,227.15	Pay Cycle(s) 03/01/2026 To 03/01/2026 - LTC; Pay Cycle(s) 03/01/2026 To 03/01/2026 - LTC; Pay Cycle(s) 01/28/2026 To 01/28/2026 - LTC
746	03/03/2026	Payroll	80	1475	IAFF MERP TRUST OFFICE	7,350.00	Pay Cycle(s) 03/01/2026 To 03/01/2026 - MERP; Pay Cycle(s) 03/01/2026 To 03/01/2026 - MERP
747	03/03/2026	Payroll	80	1476	TRUSTEED PLANS SERVICE CORP	109,343.47	Pay Cycle(s) 03/01/2026 To 03/01/2026 - MED-ACT; Pay Cycle(s) 03/01/2026 To 03/01/2026 - MED-ACT; Pay Cycle(s) 03/01/2026 To 03/01/2026 - LEOFF1-MED
748	03/03/2026	Payroll	80	1477	EMPLOYMENT SECURITY DEPT - PFMLA	10,453.92	Pay Cycle(s) 01/01/2026 To 01/01/2026 - PFMLA; Pay Cycle(s) 01/01/2026 To 01/01/2026 - PFMLA; Pay Cycle(s) 02/01/2026 To 02/01/2026 - PFMLA; Pay Cycle(s) 02/01/2026 To 02/01/2026 - PFMLA
749	03/03/2026	Payroll	80	1478	EMPLOYMENT SECURITY DEPT - WA CARES FUND	2,744.73	Pay Cycle(s) 01/01/2026 To 01/01/2026 - LTC; Pay Cycle(s) 01/01/2026 To 01/01/2026 - LTC; Pay Cycle(s) 02/01/2026 To 02/01/2026 - LTC; Pay Cycle(s) 02/01/2026 To 02/01/2026 - LTC
798	03/19/2026	Claims	80	1479	BRAUN NORTHWEST, INC	783.73	MEDIC UNIT MOUNTS FOR NEW STRYKER STAIR CHAIRS; PARTS FOR M292 GLOVE BUTLER LATCH
799	03/19/2026	Claims	80	1480	BRUCKNER'S TRUCK & EQUIPMENT	1,298.38	PARTS E-241; PARTS B-292; E-211 PARTS
800	03/19/2026	Claims	80	1481	CANON FINANCIAL SERVICES INC	262.83	STATION 21 COPY MACHINE CONTRACT & OVERAGES
801	03/19/2026	Claims	80	1482	CARDINAL HEALTH	235.41	PATIENT MEDICATIONS
802	03/19/2026	Claims	80	1483	CITY OF ELLENSBURG	5,704.09	MARCH 2026 INTERNET; STATION 21 UTILITIES; STATION 29 UTILITIES
803	03/19/2026	Claims	80	1484	COMPREHENSIVE HEALTHCARE	138.75	FEBUARY EAP SERVICES
804	03/19/2026	Claims	80	1485	DAILY RECORD	1,066.63	NOVEMBER 2025 FIRE STATS; DECEMBER 2025 PUBLIC HEARING AD; JANUARY 2026 FIRE STATS; FEBRUARY 2026 FIRE STATS

CHECK REGISTER

KITTITAS COUNTY FIRE DISTRICT 2

Time: 09:54:28 Date: 04/08/2026

03/01/2026 To: 03/31/2026

Page: 5

Trans	Date	Type	Acct #	Chk #	Claimant	Amount	Memo
805	03/19/2026	Claims	80	1486	DELL MARKETING L.P.	1,648.67	2026 FINANCIAL SERVICES MANAGER REGULAR REPLACEMENT COMPUTER LAPTOP AND DOCKING STATION
806	03/19/2026	Claims	80	1487	ELLENSBURG CEMENT PRODUCTS	87.94	GRAVEL STATION 27
807	03/19/2026	Claims	80	1488	ELLENSBURG TIRE CENTER	1,643.65	SHOP COLUMN LIFT BATTERY; TIRES & WHEEL BALANCE & TIRE DISPOSAL E-292
808	03/19/2026	Claims	80	1489	FELD FIRE	358.80	DUTY BOOTS- GOEMAN
809	03/19/2026	Claims	80	1490	FIRE TECH ACADEMY	450.00	FIRE OFFICER 2 PREP AND TEST- CINDY DENNIS
810	03/19/2026	Claims	80	1491	GRAINGER	97.31	STATION 21 & STATION 29 DOOR BATTERIES; STATION 21 SUPPLIES CRATE FOR PROPANE CYLINDERS
811	03/19/2026	Claims	80	1492	IBS, INC.	48.88	FACILITY MATIENANCE SUPPLIES
812	03/19/2026	Claims	80	1493	KITTITAS CO PUD #1	559.74	WESTSIDE/REECER CREEK UTILITIES
813	03/19/2026	Claims	80	1494	KITTITAS CO TREASURER	667.00	Property Tax Parcel 128333; Property Tax Parcel 161933; Irrigation Assessment - Parcel 161933-100-1; Property Tax - Parcel 19434; Property Tax - Parcel 198633; Property Tax - Parcel 218633; Property T
814	03/19/2026	Claims	80	1495	KITTITAS VALLEY HEALTHCARE	337.00	NEW HIRE PHYSICAL- COLIN HODGES
815	03/19/2026	Claims	80	1496	LIFE ASSIST	6,193.95	PATIENT SUPPLIES; PATIENT SUPPLIES; PATIENT SUPPLIES; PATIENT SUPPLIES; PATIENT SUPPLIES; PATIENT SUPPLIES; PATIENT SUPPLIES
816	03/19/2026	Claims	80	1497	NEIL LEO O'NEILL	308.08	MILEAGE & MEAL REIMBURSMENT WFCA FALL COMMISSIONER CONFERENCE
817	03/19/2026	Claims	80	1498	PAPE MACHINERY INC	473.15	MOWER SUPPLIES & BLADES; KITTITAS STATION GENERATOR AIR FILTER PARTS
818	03/19/2026	Claims	80	1499	RWC INTERNATIONAL	471.55	PARTS B-221; PARTS B-221 HEADLIGHT SWITCH
819	03/19/2026	Claims	80	1500	SETH MOTORS	159.59	B-201 ALIGNMENT
820	03/19/2026	Claims	80	1501	SNURE LAW OFFICE, PSC	540.00	LEGAL SERVICES
821	03/19/2026	Claims	80	1502	TACOMA DODGE CHRYSLER JEEP	79.06	PARTS M-211 FUEL FILTER
822	03/19/2026	Claims	80	1503	TARGET SOLUTIONS LEARNING, LLC	5,185.25	VECTOR SCHEDULING- 1 YEAR ANNUAL USER FEE
823	03/19/2026	Claims	80	1504	US BANK-BANKCARD DIVISION	9,697.81	ASSET TIGER- ASSET TRACKING SOFTWARE MONTHLY SUBSCRIPTION; SPRINGBROOK EXPRESS BIAS TRAINING CONFERENCE REGISTRATION FOR DANAE AND SYDNEY; 2026 SECURITY BREACH W-2 AURA CREDIT MONITORING SUBSCRIPTION;
824	03/19/2026	Claims	80	1505	WASH FIRE COMMISSIONERS ASSOC	312.93	SPRING SEMINSAR CONFERENCE SERIES- NEW COMMISSIONER TRAINING VIRTUAL
825	03/19/2026	Claims	80	1506	WASH STATE DEPT REVENUE	101.51	2025 Unclaimed Property
826	03/19/2026	Claims	80	1507	WASHINGTON STATE PATROL	376.40	PLANS REVIEW FEE

CHECK REGISTER

KITTITAS COUNTY FIRE DISTRICT 2

Time: 09:54:28 Date: 04/08/2026

03/01/2026 To: 03/31/2026

Page: 6

Trans	Date	Type	Acct #	Chk #	Claimant	Amount	Memo
827	03/19/2026	Claims	80	1508	US BANK-BANKCARD DIVISION	108.72	STATION SUPPLIES- COSTCO; STATION THERMOMETER- AMAZON
						722,508.79	
010 GENERAL FUND 636-010						267,703.29	
011 EMS FUND 636-011						2,198.64	
041 EQUIPMENT FUND 636-041							
						<u>992,410.72</u>	Claims: 96,152.78 Payroll: 896,257.94

We the undersigned Board of Directors of the above-named governmental unit do hereby certify that the merchandise or services have been received and that the vouchers identified above are approved for payment.

on this _____ day of _____ Secretary _____

Commissioners:

Voucher and Payment Approval

The Board of Commissioners of Kittitas County Fire Protection District 2, having reviewed the attached check register and payment vouchers for the period of March 1st, 2026-March 31st, 2026, hereby certifies that the payments below were made in accordance with District policies and procedures, and ratifies the disbursement as just, due and proper obligations of the District.

Summary of Payments by Fund:

010 GENERAL FUND 636-010	\$722,508.79
011 EMS FUND 636-011	\$267,703.29
020 CON FUND 636-020	
041 EQUIPMENT FUND 636-041	\$2,198.64
	\$ 992,410.72

Summary of Payments by Type:

CLAIMS	96,152.78
PAYROLL	\$896,257.94
	\$992,410.72

These payments were previously issued by District staff in the normal course of business and are now presented to the Board for formal approval.

Approved this 9th day of April 2026 by the Board of Commissioners of Kittitas County Fire Protection District 2.

Attest to:

District Secretary

Board Chair

Commissioner

Commissioner

Commissioner

Commissioner

2026 BUDGET POSITION

KITTITAS COUNTY FIRE DISTRICT 2

Time: 17:22:21 Date: 04/08/2026

Page: 1

All Funds		01/01/2026 To: 12/31/2026			
Revenues	Amt Budgeted	Revenues	Remaining		
310 Taxes					
010.311 10 00 000	Property Tax	8,750,000.00	39,825.91	8,710,174.09	0.5%
230.311 10 00 030	Real & Personal Property Taxes	485,000.00	2,090.06	482,909.94	0.4%
310 Taxes		9,235,000.00	41,915.97	9,193,084.03	0.5%
320 Licenses & Permits					
010.322 90 00 000	Fire Permit Construction	6,000.00	6,527.00	(527.00)	108.8%
320 Licenses & Permits		6,000.00	6,527.00	(527.00)	108.8%
330 State Generated Revenues					
011.332 92 10 000	COVID-19 Non-Grant Assistance	0.00	0.00	0.00	0.0%
011.332 93 40 000	Ground Emergency Medical Transport (GEMT)	312,000.00	309,152.36	2,847.64	99.1%
000		312,000.00	309,152.36	2,847.64	99.1%
041.331 97 00 000	Federal Direct Grant From The Department Of Homeland Security	0.00	0.00	0.00	0.0%
331 Direct Federal Grants		0.00	0.00	0.00	0.0%
010.333 10 66 000	Indirect Federal Grant - WA State (Radio	0.00	0.00	0.00	0.0%
041.333 10 66 410	Indirect Federal Grant - DNR Brush Trucks	0.00	0.00	0.00	0.0%
010.333 97 00 000	Indirect Federal Grants - Dept. Of Homeland Security	0.00	0.00	0.00	0.0%
010.333 97 00 001	Indirect Federal Grant - DHS Firewise	0.00	0.00	0.00	0.0%
333 Indirect Federal Grants		0.00	0.00	0.00	0.0%
010.334 01 30 000	State Grants - Washington State Patrol	6,000.00	0.00	6,000.00	0.0%
010.334 02 30 000	State Grants - Department Of Natural Resources	0.00	0.00	0.00	0.0%
010.334 02 30 001	State Grants - Firewise	0.00	0.00	0.00	0.0%
010.334 03 10 000	State Grant From Department Of Ecology	0.00	0.00	0.00	0.0%
010.334 04 20 000	State Grants - Ecomonic Development	0.00	0.00	0.00	0.0%
011.334 04 90 000	State Grants - Department of Health	0.00	965.00	(965.00)	0.0%
010.334 06 90 000	State Grants - Dept of Ecology	0.00	0.00	0.00	0.0%
041.334 06 90 001	State Direct/Indirect Grant From Other State Agencies	0.00	0.00	0.00	0.0%
334 State Grants		6,000.00	965.00	5,035.00	16.1%
010.337 00 00 001	Leasehold Excise Tax	4,000.00	0.00	4,000.00	0.0%
010.337 00 00 002	Timber Harvest Tax	0.00	0.00	0.00	0.0%
010.337 07 00 000	Interlocal Impact Payment	0.00	0.00	0.00	0.0%
010.337 07 01 000	In-Lieu Taxes	0.00	0.00	0.00	0.0%
010.337 13 18 001	Public Facilities Interlocal Grant	0.00	0.00	0.00	0.0%
020.337 13 18 002	Public Facilities Interlocal Grant	0.00	0.00	0.00	0.0%
337 In-Lieu Payments		4,000.00	0.00	4,000.00	0.0%
330 State Generated Revenues		322,000.00	310,117.36	11,882.64	96.3%

2026 BUDGET POSITION

KITTITAS COUNTY FIRE DISTRICT 2

Time: 17:22:21 Date: 04/08/2026

Page: 2

01/01/2026 To: 12/31/2026

Revenues	Amt Budgeted	Revenues	Remaining	
----------	--------------	----------	-----------	--

340 Charges For Services

011.341 43 30 001	Budgeting & Accounting Services	0.00	0.00	0.00	0.0%
000		0.00	0.00	0.00	0.0%
010.341 43 00 010	Upper Co. Management Services	0.00	0.00	0.00	0.0%
341	General Governmental Services	0.00	0.00	0.00	0.0%
041.342 20 00 004	Contracts (wind farm)	0.00	0.00	0.00	0.0%
010.342 21 00 000	Fire Protection Contracts - Privately Owned	50,000.00	0.00	50,000.00	0.0%
010.342 21 01 000	Fire Protection Contracts - State Owned	885,000.00	0.00	885,000.00	0.0%
010.342 21 01 001	Fire Protection Contracts - Local Government	50,000.00	7,705.00	42,295.00	15.4%
010.342 21 02 000	Fire Protection - School Districts	4,100.00	0.00	4,100.00	0.0%
010.342 21 03 000	Fire Marshal Services - City Of Ellensburg	135,000.00	34,618.36	100,381.64	25.6%
010.342 21 04 000	Development - SEPA Process (County)	0.00	0.00	0.00	0.0%
010.342 21 05 000	Development - SEPA Process (City of Elle	0.00	0.00	0.00	0.0%
010.342 21 06 000	Fire Marshal Training Services	0.00	0.00	0.00	0.0%
010.342 21 06 001	Fire Marshal - County Assistance Contract	0.00	0.00	0.00	0.0%
010.342 21 07 000	Other Wind Facilities	0.00	0.00	0.00	0.0%
010.342 21 08 000	CPR Classes	0.00	0.00	0.00	0.0%
010.342 21 09 000	Fire Chief Services	0.00	0.00	0.00	0.0%
010.342 21 10 000	Mobilizations - Current Year Personnel	81,000.00	30,588.85	50,411.15	37.8%
010.342 21 10 001	Mobilizations - Current Year Equipment	20,000.00	1,603.64	18,396.36	8.0%
010.342 21 10 002	Mobilizations - Prior Year Personnel	3,000.00	100,425.23	(97,425.23)	3347.5%
010.342 21 10 003	Mobilizations - Prior Year Equipment	2,000.00	37,864.49	(35,864.49)	1893.2%
010.342 21 20 000	Firewise Fuel Reduction Project	0.00	0.00	0.00	0.0%
010.342 21 30 000	Out-of-District Fire Billings	0.00	0.00	0.00	0.0%
010.342 40 00 000	Plan Checking for Construction	2,000.00	0.00	2,000.00	0.0%
011.342 60 01 000	Ambulance Transport - KVFR	500.00	100.00	400.00	20.0%
011.342 60 01 001	Ambulance Transport - Systems Design	1,445,000.00	678,230.46	766,769.54	46.9%
011.342 60 03 000	Ambulance Standby	15,000.00	0.00	15,000.00	0.0%
011.342 60 04 000	KVFR Ambulance Bad Debt Recovery	100.00	70.00	30.00	70.0%
011.342 60 05 000	EMS Non-Transport Fees	0.00	0.00	0.00	0.0%
010.342 80 00 000	Dispatch Services	0.00	0.00	0.00	0.0%
342	Public Safety Services	2,692,700.00	891,206.03	1,801,493.97	33.1%
010.344 30 00 000	Mechanic Repair Fees	0.00	0.00	0.00	0.0%
010.344 40 00 000	Sales Of Parts	0.00	0.00	0.00	0.0%
344	Transportation	0.00	0.00	0.00	0.0%
340	Charges For Services	2,692,700.00	891,206.03	1,801,493.97	33.1%

360 Misc Revenues

231.361 11 00 031	Earned Interest	2,500.00	92.86	2,407.14	3.7%
000		2,500.00	92.86	2,407.14	3.7%
010.361 11 00 010	Earned Interest	100,000.00	12,848.98	87,151.02	12.8%
011.361 11 00 011	Earned Interest	30,000.00	3,907.33	26,092.67	13.0%
020.361 11 00 020	Earned Interest	6,500.00	859.15	5,640.85	13.2%

2026 BUDGET POSITION

KITTITAS COUNTY FIRE DISTRICT 2

Time: 17:22:21 Date: 04/08/2026

Page: 3

01/01/2026 To: 12/31/2026

All Funds	Amt Budgeted	Revenues	Remaining	
360 Misc Revenues				
230.361 11 00 030 Earned Interest	4,000.00	800.80	3,199.20	20.0%
040.361 11 00 040 Earned Interest	20,000.00	3,716.71	16,283.29	18.6%
041.361 11 00 041 Earned Interest	15,000.00	2,462.44	12,537.56	16.4%
042.361 11 00 042 Earned Interest	20,000.00	3,745.45	16,254.55	18.7%
060.361 11 00 060 Earned Interest	2,000.00	391.35	1,608.65	19.6%
010.361 40 00 010 Other Interest Earned	0.00	0.00	0.00	0.0%
011.361 40 00 011 Other Interest Earned	0.00	0.00	0.00	0.0%
361 Interest Earned	197,500.00	28,732.21	168,767.79	14.5%
010.362 50 00 000 Space & Facilities Lease (long term)	14,000.00	3,517.86	10,482.14	25.1%
010.362 90 00 000 Other Rents & Use Charges	0.00	0.00	0.00	0.0%
362 Rents and Leases	14,000.00	3,517.86	10,482.14	25.1%
010.367 11 00 010 Donations - General	100.00	0.00	100.00	0.0%
011.367 11 00 011 Donations - EMS	0.00	0.00	0.00	0.0%
041.367 11 00 041 Donations - Equipment	0.00	0.00	0.00	0.0%
010.367 11 01 010 Donations - Prevention	0.00	100.00	(100.00)	0.0%
010.367 11 02 010 Donations - Training	0.00	0.00	0.00	0.0%
010.367 11 03 010 Donations - Volunteers	0.00	0.00	0.00	0.0%
367 Donations	100.00	100.00	0.00	100.0%
010.369 10 00 000 Sale of Surplus	200.00	0.00	200.00	0.0%
010.369 40 00 000 Judgements & Settlements	0.00	0.00	0.00	0.0%
010.369 91 00 010 Other Revenue	500.00	715.76	(215.76)	143.2%
011.369 91 00 011 Other Revenue	50.00	0.00	50.00	0.0%
020.369 91 00 020 Other Revenue	0.00	0.00	0.00	0.0%
041.369 91 00 041 Other Revenue	0.00	0.00	0.00	0.0%
010.369 91 01 000 Application Fee	0.00	0.00	0.00	0.0%
011.369 91 01 011 NSF Check Charges	0.00	0.00	0.00	0.0%
010.369 91 02 000 Insurance Premium Recovery	0.00	0.00	0.00	0.0%
010.369 91 03 000 NSF Check Fees	0.00	0.00	0.00	0.0%
010.369 91 04 000 Dividend/Rebate Payments	0.00	0.00	0.00	0.0%
010.369 91 05 000 Credit Card Rebates	0.00	0.00	0.00	0.0%
010.398 10 00 000 Insurance Premium Recovery	0.00	0.00	0.00	0.0%
369 Other Revenues	750.00	715.76	34.24	95.4%
360 Misc Revenues	214,850.00	33,158.69	181,691.31	15.4%
380 Non Revenues				
010.382 90 00 000 Leasehold Excise Tax Collected	1,800.00	451.71	1,348.29	25.1%
011.388 10 00 000 Prior Period Adjustment	0.00	0.00	0.00	0.0%
010.389 00 00 000 Other Non-Revenue	0.00	0.00	0.00	0.0%
380 Non Revenues	1,800.00	451.71	1,348.29	25.1%
390 Other Revenues				
010.391 10 02 000 Styker Accrual	0.00	0.00	0.00	0.0%
000	0.00	0.00	0.00	0.0%

2026 BUDGET POSITION

KITTITAS COUNTY FIRE DISTRICT 2

Time: 17:22:21 Date: 04/08/2026

Page: 4

01/01/2026 To: 12/31/2026

Revenues	Amt Budgeted	Revenues	Remaining	
390 Other Revenues				
230.391 10 00 000 General Obligation Bond Proceeds	0.00	0.00	0.00	0.0%
020.391 10 00 020 General Obligation Bond Proceeds (Voted)	0.00	0.00	0.00	0.0%
020.391 10 01 020 General Obligation Bond Proceeds (Non-Vo	0.00	0.00	0.00	0.0%
391 Bond Revenues	0.00	0.00	0.00	0.0%
010.395 10 00 000 Proceeds from Sale of Capital Assets	0.00	0.00	0.00	0.0%
010.395 20 00 000 Compensation for Loss of Capital Asset	0.00	0.00	0.00	0.0%
395 Disposition of Capital Assets	0.00	0.00	0.00	0.0%
390 Other Revenues	0.00	0.00	0.00	0.0%
397 Interfund Transfers				
010.397 00 10 011 Transfer In From Fund 011 EMS	0.00	0.00	0.00	0.0%
010.397 00 10 020 Transfer In From Fund 020 Construction	0.00	0.00	0.00	0.0%
010.397 00 10 040 Transfer in from Fund 040 Reserves	0.00	0.00	0.00	0.0%
010.397 00 10 041 Transfer In From Fund 041 Equipment	0.00	0.00	0.00	0.0%
010.397 00 10 042 Transfer In From Fund 042 Long Term Planning	0.00	0.00	0.00	0.0%
011.397 00 11 010 Transfer In From Fund 010 General	1,000,000.00	0.00	1,000,000.00	0.0%
011.397 00 11 040 Transfer In From Fund 040 Reserves	0.00	0.00	0.00	0.0%
011.397 00 11 041 Transfer In From Fund 041 Equipment	0.00	0.00	0.00	0.0%
011.397 00 11 042 Transfer In From Fund 042 Long Term Planning	0.00	0.00	0.00	0.0%
020.397 00 20 010 Transfer In From Fund 010 General	0.00	0.00	0.00	0.0%
020.397 00 20 022 Transfer In From Fund 322 Station 21 Construction Fund	0.00	0.00	0.00	0.0%
020.397 00 20 042 Transfer In From Fund 042 Long Term Planning	0.00	0.00	0.00	0.0%
231.397 00 31 010 Transfer In From Fund 010 General	300,000.00	0.00	300,000.00	0.0%
040.397 00 40 010 Transfer In From Fund 010 General	0.00	0.00	0.00	0.0%
040.397 00 40 011 Transfer In From Fund 011 EMS	0.00	0.00	0.00	0.0%
040.397 00 40 042 Transfer In From Fund 042 Long Term Planning	0.00	0.00	0.00	0.0%
041.397 00 41 010 Transfer In From Fund 010 General	0.00	0.00	0.00	0.0%
041.397 00 41 011 Transfer In From Fund 011 EMS	0.00	0.00	0.00	0.0%
041.397 00 41 042 Transfer In From Fund 042 Long Term Planning	0.00	0.00	0.00	0.0%
042.397 00 42 010 Transfer In From Fund 010 General	0.00	0.00	0.00	0.0%
042.397 00 42 011 Transfer In From Fund 011 EMS	0.00	0.00	0.00	0.0%
042.397 00 42 020 Transfer In From Fund 020 Construction	0.00	0.00	0.00	0.0%
042.397 00 42 040 Transfer In From Fund 040 Reserve	0.00	0.00	0.00	0.0%
042.397 00 42 041 Transfer In From Fund 041 Equipment	0.00	0.00	0.00	0.0%
060.397 00 60 010 Transfer In From Fund 010 General	2,000.00	0.00	2,000.00	0.0%
060.397 00 60 020 Transfer In From Fund 020 Construction	0.00	0.00	0.00	0.0%
060.397 00 60 042 Transfer In From Fund 042 Long Term Planning	0.00	0.00	0.00	0.0%
397 Interfund Transfers	1,302,000.00	0.00	1,302,000.00	0.0%

2026 BUDGET POSITION

KITTITAS COUNTY FIRE DISTRICT 2

Time: 17:22:21 Date: 04/08/2026

Page: 5

01/01/2026 To: 12/31/2026

Revenues	Amt Budgeted	Revenues	Remaining	
Fund Revenues:	13,774,350.00	1,283,376.76	12,490,973.24	9.3%
Expenditures	Amt Budgeted	Expenditures	Remaining	

522 Fire Control

011.522 71 41 004	GEMT State Match	0.00	0.00	0.00	0.0%
000		0.00	0.00	0.00	0.0%
010.522 10 11 000	Administrative Staff Salaries	1,055,359.91	419,887.22	635,472.69	39.8%
010.522 10 12 000	Overtime	61,000.00	0.00	61,000.00	0.0%
010.522 10 13 000	Deferred Comp	25,000.00	5,100.00	19,900.00	20.4%
010.522 10 20 000	Payroll Clearing	0.00	19,178.54	(19,178.54)	0.0%
010.522 10 21 000	Medical Active	167,500.00	62,013.99	105,486.01	37.0%
010.522 10 22 000	L&I Insurance	20,000.00	10,801.67	9,198.33	54.0%
010.522 10 23 000	Retirement	65,000.00	19,547.71	45,452.29	30.1%
010.522 10 25 000	Social Security & Medicare	35,000.00	15,121.42	19,878.58	43.2%
010.522 10 26 000	Medical - Retired LEOFF I	40,000.00	12,716.76	27,283.24	31.8%
010.522 10 27 000	Long Term Care - LEOFF I	7,500.00	7,174.71	325.29	95.7%
010.522 10 29 000	Unemployment Benefits	500.00	0.00	500.00	0.0%
010.522 10 31 000	Op. Supplies Office	7,000.00	276.96	6,723.04	4.0%
010.522 10 31 001	Op. Supplies - HR	1,000.00	87.60	912.40	8.8%
010.522 10 33 000	Meeting Meals	2,000.00	100.31	1,899.69	5.0%
010.522 10 33 001	Annual Banquet	10,000.00	1,494.38	8,505.62	14.9%
010.522 10 35 000	Office Machines / Software	95,445.00	15,772.65	79,672.35	16.5%
010.522 10 41 000	Professional Services - Other Administrative	80,000.00	6,003.73	73,996.27	7.5%
010.522 10 41 001	Architectural/Engineering	0.00	0.00	0.00	0.0%
010.522 10 41 002	City IT Contract Services	75,000.00	36,587.42	38,412.58	48.8%
010.522 10 41 003	Copy Machine Contracts	2,600.00	629.76	1,970.24	24.2%
010.522 10 41 004	Environmental Consulting	0.00	0.00	0.00	0.0%
010.522 10 41 005	Internet Services	3,500.00	861.00	2,639.00	24.6%
010.522 10 41 006	Legal Services - General	30,000.00	1,548.00	28,452.00	5.2%
010.522 10 41 007	Project Manager Services	0.00	0.00	0.00	0.0%
010.522 10 41 008	Website Maintenance	10,500.00	1,820.14	8,679.86	17.3%
010.522 10 41 009	Government Professional Services	300.00	0.00	300.00	0.0%
010.522 10 41 010	Unclaimed Property Custodial	50.00	0.00	50.00	0.0%
010.522 10 41 011	County Auditor - Electronic Payments	0.00	0.00	0.00	0.0%
010.522 10 41 012	State Auditor Fees	15,000.00	0.00	15,000.00	0.0%
010.522 10 41 013	Advertising	4,500.00	639.10	3,860.90	14.2%
010.522 10 41 014	County Auditor - Election Fees	0.00	14,994.00	(14,994.00)	0.0%
010.522 10 41 200	Professional Services - Other HR	16,000.00	1,122.75	14,877.25	7.0%
010.522 10 41 201	Employee Assistance Program	2,000.00	555.00	1,445.00	27.8%
010.522 10 41 202	Exposure Expenses	300.00	0.00	300.00	0.0%
010.522 10 41 203	Hiring Process	12,000.00	4,263.10	7,736.90	35.5%
010.522 10 41 204	Immunizations For Employees	3,000.00	0.00	3,000.00	0.0%
010.522 10 41 205	Legal Services - HR	50,000.00	10,362.49	39,637.51	20.7%
010.522 10 42 000	Communications - Administration	0.00	0.00	0.00	0.0%
010.522 10 42 001	Air Cards	600.00	143.01	456.99	23.8%
010.522 10 42 002	Cell Phones	6,500.00	1,530.39	4,969.61	23.5%
010.522 10 42 003	Office Phones	12,000.00	2,442.72	9,557.28	20.4%
010.522 10 42 004	Postage/Shipping	1,250.00	536.73	713.27	42.9%
010.522 10 43 000	Travel, Lodging, Meals	10,000.00	2,815.50	7,184.50	28.2%
010.522 10 44 000	LET Taxes	0.00	0.00	0.00	0.0%

2026 BUDGET POSITION

KITTITAS COUNTY FIRE DISTRICT 2

Time: 17:22:21 Date: 04/08/2026

Page: 6

All Funds	01/01/2026 To: 12/31/2026			
Expenditures	Amt Budgeted	Expenditures	Remaining	
522 Fire Control				
010.522 10 44 001 External Taxes & Operating Assessments	800.00	853.51	(53.51)	106.7%
010.522 10 45 000 Rentals	0.00	0.00	0.00	0.0%
010.522 10 46 000 Insurance	160,000.00	0.00	160,000.00	0.0%
010.522 10 49 000 Dues & Subscriptions	8,000.00	4,862.20	3,137.80	60.8%
010.522 10 49 001 Conferences / Training	10,000.00	40.00	9,960.00	0.4%
010.522 10 49 002 Bank Service Fees	0.00	0.00	0.00	0.0%
010.522 10 49 003 Other Expenses	0.00	0.00	0.00	0.0%
230.592 22 80 000 Bond Management Fees	350.00	0.00	350.00	0.0%
010 Administration	2,106,554.91	681,884.47	1,424,670.44	32.4%
010.522 11 11 000 Commissioners Stipends	23,000.00	7,084.00	15,916.00	30.8%
010.522 11 21 000 Medical Insurance	200.00	35.87	164.13	17.9%
010.522 11 22 000 L&I Insurance	200.00	26.54	173.46	13.3%
010.522 11 25 000 Social Security & Medicare	2,500.00	541.90	1,958.10	21.7%
010.522 11 43 000 Travel, Lodging, Meals	3,500.00	639.88	2,860.12	18.3%
010.522 11 49 001 Conferences / Training	2,500.00	392.93	2,107.07	15.7%
010.522 11 49 002 Other Expenses	0.00	0.00	0.00	0.0%
011 Commissioners	31,900.00	8,721.12	23,178.88	27.3%
010.522 20 11 000 Officers / Firefighters Wages	3,200,000.00	985,040.51	2,214,959.49	30.8%
010.522 20 12 000 Overtime	403,000.00	61,944.17	341,055.83	15.4%
010.522 20 13 000 Deferred Comp	93,600.00	26,700.00	66,900.00	28.5%
010.522 20 19 000 Payroll Clearing	0.00	0.00	0.00	0.0%
010.522 20 21 000 Medical - Active Employees	727,500.00	264,285.03	463,214.97	36.3%
010.522 20 22 000 L&I Insurance	230,000.00	99,395.26	130,604.74	43.2%
010.522 20 23 000 Retirement	185,000.00	51,536.73	133,463.27	27.9%
010.522 20 25 000 Social Security & Medicare	52,500.00	14,967.16	37,532.84	28.5%
010.522 20 26 000 Quarter Master Purchases	50,500.00	9,458.13	41,041.87	18.7%
010.522 20 26 001 Quarter Master Repairs	500.00	10.00	490.00	2.0%
010.522 20 26 002 Wildland PPE	20,000.00	7,017.08	12,982.92	35.1%
010.522 20 29 000 Unemployment Benefits	500.00	0.00	500.00	0.0%
010.522 20 31 003 Op. Supplies - All Stations	28,000.00	8,748.99	19,251.01	31.2%
010.522 20 31 004 Radio Supplies And Parts	3,000.00	0.00	3,000.00	0.0%
010.522 20 31 005 Wildland Equipment (non-Capital)	20,000.00	0.00	20,000.00	0.0%
010.522 20 32 000 Fuel Consumed	60,000.00	5,308.99	54,691.01	8.8%
010.522 20 33 000 Rehab Food & Beverages	5,000.00	816.23	4,183.77	16.3%
010.522 20 35 000 Small Tools & Equipment	16,000.00	34.73	15,965.27	0.2%
010.522 20 41 000 Professional Services - Other Suppression	5,000.00	0.00	5,000.00	0.0%
010.522 20 41 001 Air Sample/SCBA Testing	6,000.00	0.00	6,000.00	0.0%
010.522 20 41 002 Fire Extinguisher Services	3,500.00	0.00	3,500.00	0.0%
010.522 20 41 003 Heavy Equipment On Fires	4,000.00	3,228.69	771.31	80.7%
010.522 20 42 000 Communications - Suppression	0.00	0.00	0.00	0.0%
010.522 20 42 001 Cell Phones	6,200.00	1,525.95	4,674.05	24.6%
010.522 20 42 002 Dispatch Services	82,000.00	19,101.44	62,898.56	23.3%
010.522 20 42 003 Postage/Shipping	1,000.00	238.15	761.85	23.8%
010.522 20 43 000 Travel, Lodging, Meals	5,000.00	0.00	5,000.00	0.0%
010.522 20 48 000 Repair & Maint. - Supplies	100,000.00	18,542.61	81,457.39	18.5%
010.522 20 48 001 Repair & Maint. - Services	45,000.00	791.27	44,208.73	1.8%
010.522 20 48 002 Radio Repair & Maint. - Supplies	0.00	0.00	0.00	0.0%
010.522 20 48 003 Radio Repair & Maint. - Services	3,000.00	0.00	3,000.00	0.0%

2026 BUDGET POSITION

KITTITAS COUNTY FIRE DISTRICT 2

Time: 17:22:21 Date: 04/08/2026

Page: 7

All Funds	01/01/2026 To: 12/31/2026			
Expenditures	Amt Budgeted	Expenditures	Remaining	
522 Fire Control				
010.522 20 49 001 Conferences / Training	4,000.00	550.00	3,450.00	13.8%
010.522 20 49 002 Other Expenses	0.00	0.00	0.00	0.0%
020 Fire Suppression	5,359,800.00	1,579,241.12	3,780,558.88	29.5%
010.522 21 11 000 Mechanic Wages	115,000.00	36,729.30	78,270.70	31.9%
010.522 21 12 000 Overtime	6,000.00	0.00	6,000.00	0.0%
010.522 21 13 000 Deferred Comp	3,600.00	1,200.00	2,400.00	33.3%
010.522 21 21 000 Medical Insurance	39,000.00	14,722.55	24,277.45	37.8%
010.522 21 22 000 L&I Insurance	4,500.00	1,579.22	2,920.78	35.1%
010.522 21 23 000 Retirement	11,000.00	2,116.45	8,883.55	19.2%
010.522 21 25 000 Social Security & Medicare	9,000.00	2,901.59	6,098.41	32.2%
010.522 21 43 000 Travel, Lodging, Meals	1,000.00	0.00	1,000.00	0.0%
010.522 21 49 001 Conferences / Training	1,500.00	0.00	1,500.00	0.0%
021 Mechanic	190,600.00	59,249.11	131,350.89	31.1%
010.522 22 11 000 Resident FF Stipends	25,000.00	1,440.00	23,560.00	5.8%
010.522 22 15 000 Resident FF Extra Staffing	0.00	0.00	0.00	0.0%
010.522 22 15 001 Resident FF Firewise Program	0.00	0.00	0.00	0.0%
010.522 22 21 000 Medical Insurance	50.00	0.00	50.00	0.0%
010.522 22 22 000 L&I Insurance	0.00	0.00	0.00	0.0%
010.522 22 25 000 Social Security & Medicare	2,000.00	110.16	1,889.84	5.5%
022 Resident FF's	27,050.00	1,550.16	25,499.84	5.7%
010.522 23 11 000 Reserve FF Wages	30,000.00	0.00	30,000.00	0.0%
010.522 23 15 000 Reserve FF Extra Staffing	0.00	0.00	0.00	0.0%
010.522 23 21 000 Medical Insurance	0.00	0.00	0.00	0.0%
010.522 23 22 000 L&I Insurance	500.00	0.00	500.00	0.0%
010.522 23 25 000 Social Security & Medicare	2,500.00	0.00	2,500.00	0.0%
023 Reserve FF's	33,000.00	0.00	33,000.00	0.0%
010.522 24 11 000 Volunteer FF Stipends	60,000.00	77,935.00	(17,935.00)	129.9%
010.522 24 21 000 Medical Insurance	0.00	0.00	0.00	0.0%
010.522 24 22 000 L& Insurance	10.00	0.00	10.00	0.0%
010.522 24 25 000 Social Security & Medicare	4,000.00	6,093.85	(2,093.85)	152.3%
010.522 24 28 000 Disability Insurance Vol Firefighters	9,000.00	7,160.00	1,840.00	79.6%
024 Volunteer FF's	73,010.00	91,188.85	(18,178.85)	124.9%
010.522 30 11 000 Prevention Wages	355,000.00	89,676.24	265,323.76	25.3%
010.522 30 12 000 Overtime	87,000.00	18,194.82	68,805.18	20.9%
010.522 30 13 000 Deferred Comp	7,200.00	2,400.00	4,800.00	33.3%
010.522 30 21 000 Medical - Active Employees	75,000.00	27,888.88	47,111.12	37.2%
010.522 30 22 000 L&I Insurance	15,500.00	7,179.30	8,320.70	46.3%
010.522 30 23 000 Retirement	22,000.00	5,866.43	16,133.57	26.7%
010.522 30 25 000 Social Security & Medicare	6,500.00	1,578.64	4,921.36	24.3%
010.522 30 31 000 Op. Supplies - Prevention	5,000.00	540.55	4,459.45	10.8%
010.522 30 31 001 Op. Supplies - Ready Set Go & Fire	500.00	0.00	500.00	0.0%
010.522 30 31 002 Op. Supplies - Pub Ed	2,500.00	0.00	2,500.00	0.0%
010.522 30 41 000 Professional Services - Prevention	0.00	0.00	0.00	0.0%
010.522 30 41 001 Investigations Services	1,500.00	0.00	1,500.00	0.0%
010.522 30 41 002 Plans Review	2,500.00	605.09	1,894.91	24.2%
010.522 30 42 000 Communications - Prevention	0.00	0.00	0.00	0.0%

2026 BUDGET POSITION

KITTITAS COUNTY FIRE DISTRICT 2

Time: 17:22:21 Date: 04/08/2026

Page: 8

All Funds	01/01/2026 To: 12/31/2026			
Expenditures	Amt Budgeted	Expenditures	Remaining	
522 Fire Control				
010.522 30 42 001 Cell Phones	1,800.00	418.59	1,381.41	23.3%
010.522 30 42 002 Postage/Shipping	300.00	103.70	196.30	34.6%
010.522 30 43 000 Travel, Lodging, Meals	4,500.00	272.00	4,228.00	6.0%
010.522 30 49 000 Dues & Subscriptions	3,500.00	1,749.00	1,751.00	50.0%
010.522 30 49 001 Conferences / Training	3,500.00	1,450.00	2,050.00	41.4%
010.522 30 49 002 Other Expenses	0.00	0.00	0.00	0.0%
030 Prevention & Investigation	593,800.00	157,923.24	435,876.76	26.6%
010.522 45 11 000 Training Division Wages	290,000.00	88,964.52	201,035.48	30.7%
010.522 45 12 000 Overtime	27,000.00	4,266.48	22,733.52	15.8%
010.522 45 13 000 Deferred Comp	7,200.00	2,400.00	4,800.00	33.3%
010.522 45 21 000 Medical - Active Employees	75,000.00	29,575.71	45,424.29	39.4%
010.522 45 22 000 L&I Insurance	12,000.00	6,557.11	5,442.89	54.6%
010.522 45 23 000 Retirement	15,000.00	5,214.42	9,785.58	34.8%
010.522 45 25 000 Social Security & Medicare	4,500.00	1,366.85	3,133.15	30.4%
010.522 45 31 000 Op. Supplies / Training Aids	20,000.00	16,002.72	3,997.28	80.0%
010.522 45 33 000 Meeting Meals	3,500.00	622.34	2,877.66	17.8%
010.522 45 41 000 Professional Services - Training	0.00	0.00	0.00	0.0%
010.522 45 41 001 Fire Academy Tuition	55,000.00	0.00	55,000.00	0.0%
010.522 45 41 002 Outside Instructors	5,000.00	0.00	5,000.00	0.0%
010.522 45 41 003 Training Burns Expenses	3,000.00	0.00	3,000.00	0.0%
010.522 45 42 000 Communications - Training	0.00	0.00	0.00	0.0%
010.522 45 42 001 Cell Phones	4,200.00	1,011.36	3,188.64	24.1%
010.522 45 42 002 Postage/Shipping	100.00	0.00	100.00	0.0%
010.522 45 43 000 Travel, Lodging, Meals	2,000.00	419.47	1,580.53	21.0%
010.522 45 49 001 Conferences / Training	4,000.00	875.00	3,125.00	21.9%
010.522 45 49 002 Other Expenses	0.00	0.00	0.00	0.0%
045 Training Obtained by Employees	527,500.00	157,275.98	370,224.02	29.8%
010.522 50 31 003 Op. Supplies - All Stations	18,000.00	2,826.30	15,173.70	15.7%
010.522 50 47 000 Utilities - Station 21	35,000.00	7,985.70	27,014.30	22.8%
010.522 50 47 001 Utilities - Station 29	50,000.00	10,288.84	39,711.16	20.6%
010.522 50 47 002 Utilities - All Other Stations	25,000.00	10,005.81	14,994.19	40.0%
010.522 50 47 003 Solid Waste Disposal	16,000.00	2,515.23	13,484.77	15.7%
010.522 50 48 000 Repair & Maint. - Supplies - St. 21	5,000.00	2,797.73	2,202.27	56.0%
010.522 50 48 001 Repair & Maint. - Supplies - St. 29	9,000.00	730.03	8,269.97	8.1%
010.522 50 48 002 Repair & Maint. - Supplies - All Others	5,000.00	2,559.60	2,440.40	51.2%
010.522 50 48 003 Repair & Maint. - Services - St. 21	7,000.00	3,943.31	3,056.69	56.3%
010.522 50 48 004 Repair & Maint. - Services - St. 29	45,000.00	4,898.05	40,101.95	10.9%
010.522 50 48 005 Repair & Maint. - Services - All Others	4,000.00	68.28	3,931.72	1.7%
010.522 50 49 000 Other Expenses	0.00	0.00	0.00	0.0%
050 Facilities	219,000.00	48,618.88	170,381.12	22.2%
011.522 71 11 000 EMS Billing Wages	82,000.00	19,406.80	62,593.20	23.7%
011.522 71 12 000 Overtime	2,500.00	0.00	2,500.00	0.0%
011.522 71 13 000 Deferred Comp	3,600.00	1,200.00	2,400.00	33.3%
011.522 71 21 000 Medical - Active Employees	30,000.00	9,109.87	20,890.13	30.4%
011.522 71 22 000 L&I Insurance	500.00	127.20	372.80	25.4%
011.522 71 23 000 Retirement	8,000.00	1,149.86	6,850.14	14.4%
011.522 71 25 000 Social Security & Medicare	6,300.00	1,576.41	4,723.59	25.0%
011.522 71 31 000 Op. Supplies - Office	0.00	0.00	0.00	0.0%

2026 BUDGET POSITION

KITTITAS COUNTY FIRE DISTRICT 2

Time: 17:22:21 Date: 04/08/2026

Page: 9

All Funds 01/01/2026 To: 12/31/2026

Expenditures	Amt Budgeted	Expenditures	Remaining	
522 Fire Control				
011.522 71 35 000	Office Machines/Software	0.00	0.00	0.00 0.0%
011.522 71 35 001	Office Machines - Other	0.00	0.00	0.00 0.0%
011.522 71 35 002	Software - Tritech	0.00	0.00	0.00 0.0%
011.522 71 41 000	Professional Services - EMS	40,000.00	6,243.55	33,756.45 15.6%
011.522 71 41 001	Collections Services	100.00	0.00	100.00 0.0%
011.522 71 41 002	Electronic Claims Services	77,000.00	19,317.03	57,682.97 25.1%
011.522 71 41 003	Medical Director Services	18,000.00	6,240.00	11,760.00 34.7%
011.522 71 42 000	Communications - EMS Administration	0.00	0.00	0.00 0.0%
011.522 71 42 001	Postage/Shipping	0.00	0.00	0.00 0.0%
011.522 71 43 000	Travel, Lodging, Meals	1,000.00	12.18	987.82 1.2%
011.522 71 44 000	Ambulance B&O Tax (WA State)	0.00	0.00	0.00 0.0%
011.522 71 49 001	Conferences / Training	1,000.00	0.00	1,000.00 0.0%
011.522 71 49 002	Other Expenses	0.00	0.00	0.00 0.0%
011.522 71 49 003	NSF Fees	50.00	0.00	50.00 0.0%
071 EMS Administration		270,050.00	64,382.90	205,667.10 23.8%
011.522 72 11 000	Officers/Firefighter Wages	1,600,000.00	553,839.63	1,046,160.37 34.6%
011.522 72 12 000	Overtime	325,000.00	75,125.98	249,874.02 23.1%
011.522 72 13 000	Deferred Comp	43,200.00	13,200.00	30,000.00 30.6%
011.522 72 21 000	Medical - Active Employees	335,000.00	147,831.98	187,168.02 44.1%
011.522 72 22 000	L&I Insurance	112,000.00	54,414.77	57,585.23 48.6%
011.522 72 23 000	Retirement	97,500.00	35,101.80	62,398.20 36.0%
011.522 72 25 000	Social Security & Medicare	27,500.00	9,179.90	18,320.10 33.4%
011.522 72 31 000	Patient Supplies	85,000.00	21,517.23	63,482.77 25.3%
011.522 72 31 001	Patient Medications	15,000.00	1,831.78	13,168.22 12.2%
011.522 72 31 002	EMS Op. Supplies	10,000.00	231.64	9,768.36 2.3%
011.522 72 32 000	Ambulance Fuel & Toll Fees	60,000.00	8,689.13	51,310.87 14.5%
011.522 72 41 001	Move Up Coverage From Other Districts	0.00	0.00	0.00 0.0%
011.522 72 41 002	EMS Provider Fees	18,000.00	7,205.00	10,795.00 40.0%
011.522 72 42 000	Communications - EMS Transport	0.00	0.00	0.00 0.0%
011.522 72 42 001	Cell Phones	7,000.00	1,715.46	5,284.54 24.5%
011.522 72 42 002	Dispatch Services (80%)	328,000.00	76,405.78	251,594.22 23.3%
011.522 72 42 003	Postage/Shipping	300.00	35.00	265.00 11.7%
011.522 72 43 000	Travel, Lodging, Meals	3,000.00	0.00	3,000.00 0.0%
011.522 72 43 001	Ambulance Transport Meals	6,500.00	2,430.65	4,069.35 37.4%
011.522 72 48 000	Repair & Maint. - Supplies	30,000.00	2,715.23	27,284.77 9.1%
011.522 72 48 001	Repair & Maint. - Services	10,000.00	358.38	9,641.62 3.6%
011.522 72 49 001	Conferences / Training	26,000.00	3,255.00	22,745.00 12.5%
011.522 72 49 003	Transport Refunds	15,000.00	3,299.37	11,700.63 22.0%
011.522 72 49 005	Other Expenses	0.00	0.00	0.00 0.0%
072 EMS Transport		3,154,000.00	1,018,383.71	2,135,616.29 32.3%
011.522 73 11 000	Community Paramedicine Wages	0.00	0.00	0.00 0.0%
011.522 73 12 000	Overtime	0.00	0.00	0.00 0.0%
011.522 73 13 000	Deferred Comp	0.00	0.00	0.00 0.0%
011.522 73 21 000	Medical - Active Employees	0.00	0.00	0.00 0.0%
011.522 73 22 000	L&I Insurance	0.00	0.00	0.00 0.0%
011.522 73 23 000	Retirement	0.00	0.00	0.00 0.0%
011.522 73 25 000	Social Security & Medicare	0.00	0.00	0.00 0.0%
011.522 73 31 000	Comm PM Op. Supplies	0.00	0.00	0.00 0.0%
011.522 73 32 000	Fuel	0.00	0.00	0.00 0.0%

2026 BUDGET POSITION

KITTITAS COUNTY FIRE DISTRICT 2

Time: 17:22:21 Date: 04/08/2026

Page: 10

01/01/2026 To: 12/31/2026

Expenditures	Amt Budgeted	Expenditures	Remaining	
522 Fire Control				
011.522 73 41 000 Professional Services	0.00	0.00	0.00	0.0%
011.522 73 42 000 Communications - Community Paramed.	0.00	0.00	0.00	0.0%
011.522 73 42 001 Cell Phones	0.00	0.00	0.00	0.0%
011.522 73 42 002 Postage/Shipping	0.00	0.00	0.00	0.0%
011.522 73 43 000 Travel, Lodging, Meals	0.00	0.00	0.00	0.0%
011.522 73 48 000 Repair & Maint. - Supplies	0.00	0.00	0.00	0.0%
011.522 73 48 001 Repair & Maint. - Services	0.00	0.00	0.00	0.0%
011.522 73 49 001 Conferences / Training	0.00	0.00	0.00	0.0%
073 Community Paramedicine	0.00	0.00	0.00	0.0%
522 Fire Control	12,586,264.91	3,868,419.54	8,717,845.37	30.7%

580 Non Expenditures				
010.582 90 00 000 Leasehold Excise Tax Remitted	1,800.00	423.19	1,376.81	23.5%
011.588 10 00 001 Prior Period Adjustment	0.00	0.00	0.00	0.0%
010.589 00 00 010 Revolving Fund Reimbursement - GEN	0.00	0.00	0.00	0.0%
011.589 00 00 011 Revolving Fund Reimbursement - EMS	0.00	0.00	0.00	0.0%
020.589 00 00 020 Revolving Fund Reimbursement - CON	0.00	0.00	0.00	0.0%
041.589 00 00 041 Revolving Fund Reimbursement - EQU	0.00	0.00	0.00	0.0%
010.589 90 00 010 L&I Balancing Feom EMS To GEN	0.00	0.00	0.00	0.0%
011.589 90 00 011 L&I Balancing EMS To GEN	0.00	0.00	0.00	0.0%
580 Non Expenditures	1,800.00	423.19	1,376.81	23.5%

591 Debt Service				
010.591 22 70 000 Copy Machine Contracts	5,020.00	1,672.00	3,348.00	33.3%
010.591 22 70 001 Portable Gas Monitors Lease	3,000.00	2,172.00	828.00	72.4%
010.591 22 71 000 Government Obligation Bonds	0.00	0.00	0.00	0.0%
010.591 22 71 001 Stryker Payment	0.00	0.00	0.00	0.0%
230.591 22 71 030 Bond Payments - Principal	315,000.00	0.00	315,000.00	0.0%
231.591 22 71 031 Bond Payments - Principal	250,000.00	0.00	250,000.00	0.0%
231.592 22 80 031 Bond Management Fees	400.00	0.00	400.00	0.0%
230.592 22 89 030 Bond Payments - Interest	134,550.00	0.00	134,550.00	0.0%
231.592 22 89 031 Bond Payments - Interest	46,160.00	0.00	46,160.00	0.0%
000	754,130.00	3,844.00	750,286.00	0.5%
010.592 22 83 000 Interest on Long-Term External Debt	0.00	0.00	0.00	0.0%
020 Security Of Persons And Proper	0.00	0.00	0.00	0.0%
591 Debt Service	754,130.00	3,844.00	750,286.00	0.5%

594 Capital Expenditures				
010.594 22 10 000 Bond Related Expenses	0.00	0.00	0.00	0.0%
020.594 22 61 000 Land	0.00	0.00	0.00	0.0%
020.594 22 62 000 Buildings & Structures	0.00	0.00	0.00	0.0%
020.594 22 63 000 Other Improvements	0.00	0.00	0.00	0.0%
020.594 22 64 000 Furnishings	15,000.00	0.00	15,000.00	0.0%
041.594 22 64 001 Apparatus	8,000.00	66.59	7,933.41	0.8%

2026 BUDGET POSITION

KITTITAS COUNTY FIRE DISTRICT 2

Time: 17:22:21 Date: 04/08/2026

Page: 11

01/01/2026 To: 12/31/2026

Expenditures	Amt Budgeted	Expenditures	Remaining	
594 Capital Expenditures				
041.594 22 64 002 Bunker Gear	55,000.00	549.97	54,450.03	1.0%
041.594 22 64 003 Communication Equipment	7,500.00	0.00	7,500.00	0.0%
041.594 22 64 004 Suppression Equipment	0.00	0.00	0.00	0.0%
041.594 22 64 005 Hose	0.00	0.00	0.00	0.0%
041.594 22 64 006 Office Equipment	0.00	0.00	0.00	0.0%
041.594 22 64 007 SCBA	0.00	0.00	0.00	0.0%
041.594 22 64 008 Ambulance Apparatus	0.00	0.00	0.00	0.0%
041.594 22 64 009 EMS Equipment	0.00	0.00	0.00	0.0%
041.594 22 64 010 Exercise Equipment	0.00	0.00	0.00	0.0%
041.594 22 64 011 Prevention Equipment	0.00	0.00	0.00	0.0%
041.594 22 64 012 Training Equipment	0.00	0.00	0.00	0.0%
041.594 22 64 013 Computer Equipment	25,000.00	3,034.67	21,965.33	12.1%
041.594 22 64 014 Ladders	0.00	0.00	0.00	0.0%
041.594 22 64 015 Facilities Equipment And Furnishings	25,000.00	0.00	25,000.00	0.0%
041.594 22 64 016 Tech Team Equipment	0.00	0.00	0.00	0.0%
041.594 22 64 017 Wildland Equipment	0.00	0.00	0.00	0.0%
041.594 22 64 018 Wildland PPE	45,650.44	0.00	45,650.44	0.0%
041.594 22 64 019 Shop Equipment	18,950.00	0.00	18,950.00	0.0%
010.594 22 70 000 Stryker Payment	159,000.00	0.00	159,000.00	0.0%
011.594 22 70 001 Zoll Ventilator Payment	12,800.00	0.00	12,800.00	0.0%
594 Capital Expenditures	371,900.44	3,651.23	368,249.21	1.0%

597 Interfund Transfers

010.597 22 10 011 Transfer Out to Fund 011 EMS	1,000,000.00	0.00	1,000,000.00	0.0%
010.597 22 10 020 Transfer Out to Fund 020 Construction	0.00	0.00	0.00	0.0%
010.597 22 10 031 Transfer Out To Fund 231 Debt Service Fund Station 21 Bond	300,000.00	0.00	300,000.00	0.0%
010.597 22 10 040 Transfer Out to Fund 040 Reserves	0.00	0.00	0.00	0.0%
010.597 22 10 041 Transfer Out to Fund 041 Equipment Repla	0.00	0.00	0.00	0.0%
010.597 22 10 042 Transfer Out To Fund 042 Long Term Planning	0.00	0.00	0.00	0.0%
010.597 22 10 060 Transfer Out to Fund 060 Long Term Care	2,000.00	0.00	2,000.00	0.0%
011.597 22 11 010 Transfer Out to Fund 010 General	0.00	0.00	0.00	0.0%
011.597 22 11 040 Transfer Out to Fund 040 Reserve	0.00	0.00	0.00	0.0%
011.597 22 11 041 Transfer Out To Fund 041 Equipment Repla	0.00	0.00	0.00	0.0%
011.597 22 11 042 Transfer Out To Fund 042 Long Term Planning	0.00	0.00	0.00	0.0%
020.597 22 20 010 Transfer Out To Fund 010 General	0.00	0.00	0.00	0.0%
020.597 22 20 042 Transfer Out To Fund 042 Long Term Planning	0.00	0.00	0.00	0.0%
020.597 22 20 060 Transfer Out To Fund 060 Long Term Care	0.00	0.00	0.00	0.0%
040.597 22 40 010 Transfer Out To Fund 010 General	0.00	0.00	0.00	0.0%
040.597 22 40 011 Transfer Out to 011 EMS	0.00	0.00	0.00	0.0%
040.597 22 40 042 Transfer Out To Fund 042 Long Term Planning	0.00	0.00	0.00	0.0%
041.597 22 41 010 Transfer Out To Fund 010 General	0.00	0.00	0.00	0.0%
041.597 22 41 011 Transfer Out to Fund 011 EMS	0.00	0.00	0.00	0.0%

2026 BUDGET POSITION

KITTITAS COUNTY FIRE DISTRICT 2

Time: 17:22:21 Date: 04/08/2026

Page: 12

All Funds 01/01/2026 To: 12/31/2026

Expenditures	Amt Budgeted	Expenditures	Remaining	
597 Interfund Transfers				
041.597 22 41 042 Transfer Out To Fund 042 Long Term Planning	0.00	0.00	0.00	0.0%
042.597 22 42 010 Transfer Out To Fund 010 General	0.00	0.00	0.00	0.0%
042.597 22 42 011 Transfer Out To Fund 011 EMS	0.00	0.00	0.00	0.0%
042.597 22 42 020 Transfer Out To Fund 020 Construction	0.00	0.00	0.00	0.0%
042.597 22 42 040 Transfer Out To Fund 040 Reserve	0.00	0.00	0.00	0.0%
042.597 22 42 041 Transfer Out To Fund 041 Equipment	0.00	0.00	0.00	0.0%
042.597 22 42 060 Transfer Out To Fund 060 Long Term Care	0.00	0.00	0.00	0.0%
597 Interfund Transfers	1,302,000.00	0.00	1,302,000.00	0.0%
Fund Expenditures:	15,016,095.35	3,876,337.96	11,139,757.39	25.8%
Fund Excess/(Deficit):	(1,241,745.35)	(2,592,961.20)		

2026 BUDGET POSITION TOTALS

KITTITAS COUNTY FIRE DISTRICT 2

Time: 17:22:21 Date: 04/08/2026

Page: 13

Fund	Revenue Budgeted	Received		Expense Budgeted	Spent	
010 GENERAL FUND 636-010	10,114,700.00	276,792.79	2.7%	10,632,684.91	2,789,920.12	26.2%
011 EMS FUND 636-011	2,802,650.00	992,425.15	35.4%	3,436,850.00	1,082,766.61	31.5%
020 CONSTRUCTION FUND 636-020	6,500.00	859.15	13.2%	15,000.00	0.00	0.0%
040 RESERVE FUND 636-040	20,000.00	3,716.71	18.6%	0.00	0.00	0.0%
041 EQUIPMENT FUND 636-041	15,000.00	2,462.44	16.4%	185,100.44	3,651.23	2.0%
042 LONG TERM PLANNING FUND 63	20,000.00	3,745.45	18.7%	0.00	0.00	0.0%
060 LONG TERM CARE FUND 636-060	4,000.00	391.35	9.8%	0.00	0.00	0.0%
230 DEBT SERVICE FUND - STATION B	489,000.00	2,890.86	0.6%	449,900.00	0.00	0.0%
231 DEBT SERVICE FUND - STATION 2	302,500.00	92.86	0.0%	296,560.00	0.00	0.0%
	13,774,350.00	1,283,376.76	9.3%	15,016,095.35	3,876,337.96	25.8%